

NATURE LOO ALECTURA

SPLIT BATCH COMPOSTING TOILET



A Statement in Sustainable Design

The multi-award-winning Alectura is purpose-built for tiny homes, requiring just 475mm of underfloor clearance.

Installation is easy, with no need for plumbing or expensive excavation.

Certified to Australian and New Zealand standards, ensuring reliability.

No water, less waste – a smarter choice for sustainable living.

Thoughtfully designed for both comfort and style, it features a selection of modern porcelain pedestals to suit any home.



Waterless



Low Maintenance



Sustainable

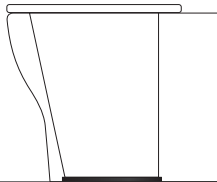


Odourless



How It Works

The Alectura is designed to support optimal conditions for the natural aerobic process to break down waste into nutrient-rich compost.



EXTENDABLE CHUTE
Extra chute length can be easily attached if required.

DOUBLE WALLS
For ventilation, reducing build up of excess moisture.

MIXER (PREMIUM MODEL ONLY)
Aerates and flattens the compost pile, accelerating the composting process.

DRAINAGE HOLES & WICKS
Optimises moisture level of the pile.

EZYLIFT
Ergonomic trolley to transport the Alectura chambers comfortably and safely.



FAN
Encourages airflow to evaporate excess liquids and supply oxygen to the microbes.

LID PLUG
Easily check on compost progress.


LOCKING RING
Tightly secures the chamber and lid together.

LEACHATE DRAIN OR ZERO DISCHARGE
Drain excess liquid into the ground or recycle it with a Zero Discharge system.



COMFORT PACKAGE

PREMIUM PACKAGE

Capacity	Up to 3 full-time users in sub-tropical zones	Up to 4 full-time users in sub-tropical zones
Ezylift trolley	No	Yes
Mixers	Maximiser mixers	Premium mixers
Optional Extras	<ul style="list-style-type: none"> Extra waste chutes SharkVent ø100mm Vent Kit 80W Solar Power Kit 	<ul style="list-style-type: none"> Mixer Motor (240V) for automatic mixing Extra waste chutes ø100mm Vent Kit 80W Solar Power Kit 
Dimensions (mm)	666 L (710 L incl. locking ring) x 666 W x 450 H	
Volume	2x 75L chambers (extra chambers can be purchased separately)	
Clearance	Minimum 475mm underfloor clearance required	
Starter Pack	Bulking agent; Nature Quick Microbes; Nature Quick Enzymes; Spray Bottle	

PEDESTAL OPTIONS



Porcelain Pandora
Perfect for narrow spaces



Porcelain Palisade
Modern, elegant design



Porcelain Pasadero
Urine diverting

HOW TO OPERATE THE ALECTURA


After every **liquid deposit**, simply close the lid.

After every **solid deposit**, do as shown:


Emptying

Once one chamber fills up, simply replace it with the next empty chamber.

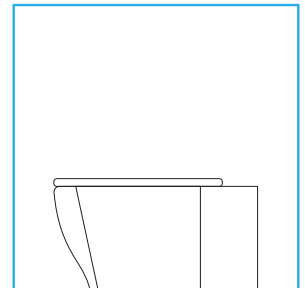
Let the full one sit in the sun for about six months, depending on the climate, to completely compost.



1. Add a generous cup of bulking agent

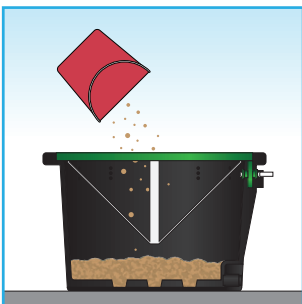


2. Spray enzyme solution around the pedestal bowl



3. Close the lid

HOW TO START THE ALECTURA



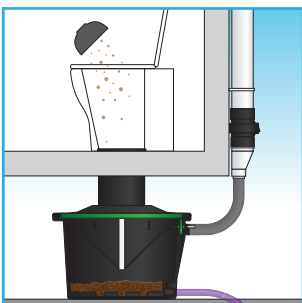
Add a 50mm **starter bed** of bulking agent. Slightly dampen with water.

Recommended:

- Pine woodshavings
- Hemp bedding

Not recommended:

- Fine sawdust
- Cypress, cedar or eucalyptus woodshavings
- Sugar cane mulch



After about 5 days of use, add about a ¼ cup of **microbes** mixed with warm water.

Repeat after 14 days of use.